

2019 AAPM&R ANNUAL ASSEMBLY OVERVIEW



aapm&r

American Academy of
Physical Medicine and Rehabilitation

AAPM&R BACKGROUND INFORMATION

The American Academy of Physical Medicine and Rehabilitation (AAPM&R) is the national medical specialty organization representing more than 9,000 physicians who are specialists in physical medicine and rehabilitation (PM&R). PM&R physicians, also known as physiatrists, treat a wide variety of medical conditions affecting the brain, spinal cord, nerves, bones, joints, ligaments, muscles, and tendons. PM&R physicians evaluate and treat injuries, illnesses, and disability, and are experts in designing comprehensive, patient-centered treatment plans. Physiatrists utilize cutting-edge as well as time-tested treatments to maximize function and quality of life. Learn more at www.aapmr.org.

PRECONFERENCE COURSES

Prior to the Annual Assembly, there were 3 preconference courses, where attendees could jump-start their educational experience on a variety of PM&R-related topics, including:

59
REGISTRANTS

Step One: Ultrasound Clinical Applications of the Extremities
(2-day hands-on course)

73
REGISTRANTS

Expert Medical Legal Work in Physiatric Practice
(1-day course)

42
REGISTRANTS

Interventional Spasticity Intensive: Case-Based Skills Training
and Assessment (half-day hands-on course)

“The speakers appeared to be well-versed in the topic they were presenting as well as knowledgeable of the related literature.”



AAPM&R ANNUAL ASSEMBLY

The advancement of physiatry happens at the AAPM&R Annual Assembly. Each year, thousands of physiatrists from around the country and world gather in one location to learn, connect and grow together as a specialty. The week-long event is jam-packed with a variety of experiences—from clinical and practical to just plain fun. It is the largest conference for the specialty, and therefore, a must-attend event.

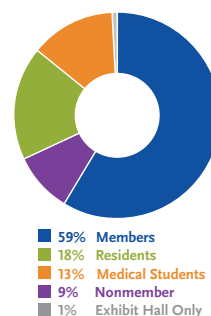
The 2019 Annual Assembly took place on November 14-17 in San Antonio, Texas. The theme was “Uniting PM&R Through Evidence and Best Practices,” where research and best practices in physiatry were featured throughout the event from educational content to e-posters to sponsor-facilitated forums and plenary sessions.

aapm&r
ANNUAL ASSEMBLY

THE LARGEST GATHERING OF PHYSIATRISTS

2792
ATTENDEES

90%
OF ATTENDEES
ARE AAPM&R
MEMBERS

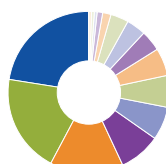


**23% HOLD A SUBSPECIALTY
CERTIFICATION**



■ 31% Pain Medicine
■ 30% Sports Medicine
■ 22% Brain Injury
■ 13% Pediatric Rehab
■ 12% Spinal Cord Injury
■ 3% Neuromuscular Medicine
■ 1% Hospice and Palliative Care

PRIMARY PRACTICE SETTING



■ 22% Outpatient Center
■ 20% Multi-Specialty Group System
■ 15% Hospital Rehabilitation Center
■ 8% Solo Private Practice Independent
■ 7% Multi-Specialty Group Independent
■ 6% PM&R Group, Private Practice System
■ 6% PM&R Group, Private Practice Independent
■ 4% Inpatient Rehab Facility (IRF)
■ 4% VA
■ 4% Other
■ 2% Solo Private Practice System
■ 1% Skilled Nursing Facility (SNF)
■ 1% Military Duty
■ <1% Sub-Acute Care
■ <1% Non-Clinical
■ <1% Long Term Acute Care Hospital



94%

OF ATTENDEES
WOULD RECOMMEND
THE ANNUAL ASSEMBLY
TO THEIR PEERS



498

RESIDENTS ATTENDED
THE ASSEMBLY



96%

OF ATTENDEES
VISIT THE
PM&R PAVILION

**THE BEST IN
EDUCATION**

75+
EDUCATIONAL
SESSIONS

14
3-HOUR, HANDS-ON
SKILLS LABS

4
PLENARY
SESSIONS

12
CLINICAL AND
PRACTICE THEMES

*All data taken from the Annual Assembly Attendee Demographics Report, Exhibitor Survey and Attendee Survey.


THE AAPM&R MEMBERSHIP DATA COLLECTION PROCESS

Numbers contained within are not considered final. Attendee and demographic data is accurate as of December 1, 2019. Upon final reconciliation of refunds, etc., final numbers may vary slightly.

Attendee data excludes Exhibit booth personnel, AAPM&R staff, child, spouse/guest, and press registrants.

AAPM&R members are asked to voluntarily provide the demographic information to the Academy. The demographic information included in this report is available only for members and nonmembers who have provided this information (for example, nonmembers who were previously members) and only pertains to individuals who attended the 2019 AAPM&R Annual Assembly. Demographics provided are the most recent information on file for an individual, regardless of when it was last updated.

“This assembly has always been top-notch, and continues to improve yearly.”



ATTENDANCE BREAKDOWN

MEMBER TYPE

Academy members make up 90% of 2019 Annual Assembly attendees.

90%

ACADEMY MEMBERS



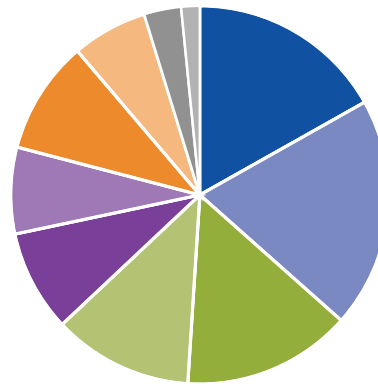
59% Members
18% Residents
13% Medical Students
9% Nonmember
1% Exhibit Hall Only

AGE

To the right is a breakdown of registrants who have age-related information available. 90% of attendees provided age-related information.

51%

ARE UNDER THE AGE OF 40

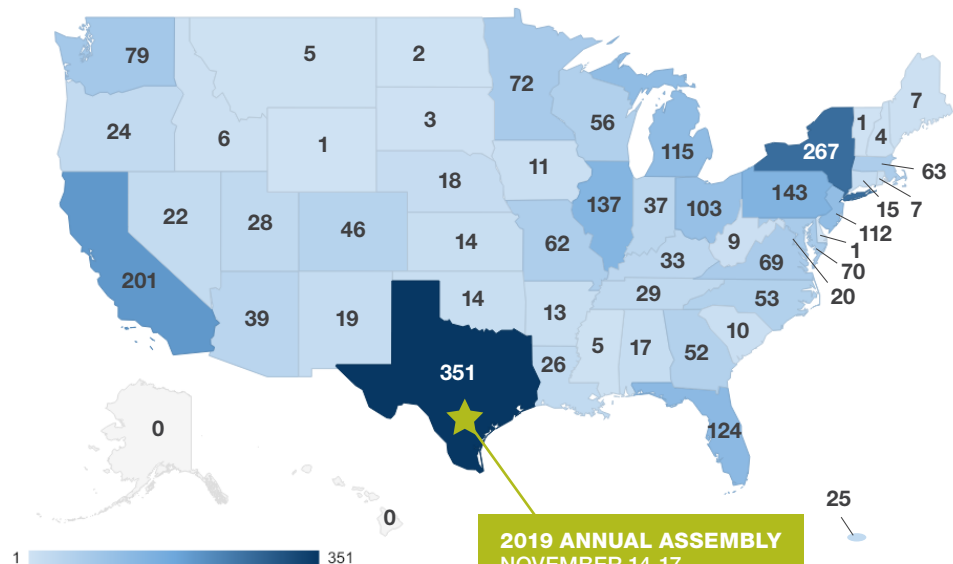


AGE	%
25-29	17%
30-34	20%
35-39	14%
40-44	12%
45-49	9%
50-54	7%
55-59	10%
60-64	6%
65-70	3%
71+	2%

"My attendance improves my knowledge, motivation, networking opportunities."

REGION

The map to the right is a geographic representation of Annual Assembly attendees from the United States by state.

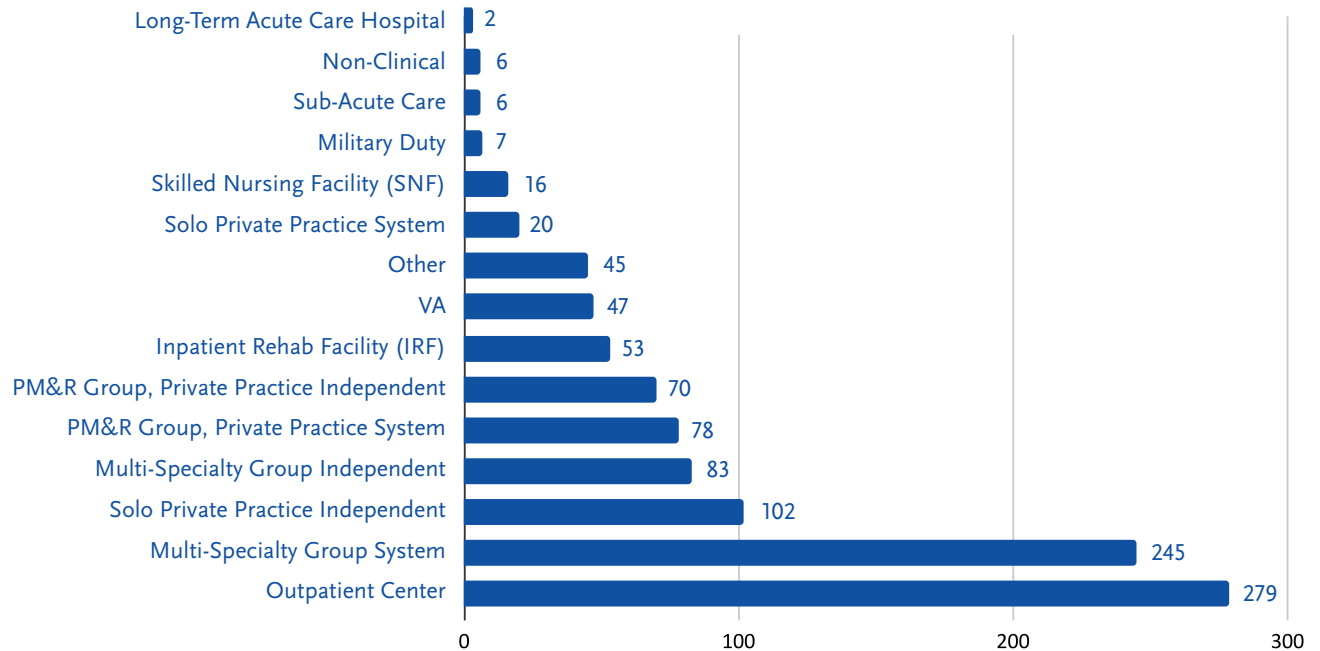


PRACTICE SETTING

44%

PROVIDED PRIMARY
PRACTICE SETTING

44% of member registrants (excluding medical students and residents) provided their primary practice setting.



"I enjoyed learning from experts in the field, networking with colleagues, and getting the opportunity to get some hands-on use of equipment and products in the exhibit hall."

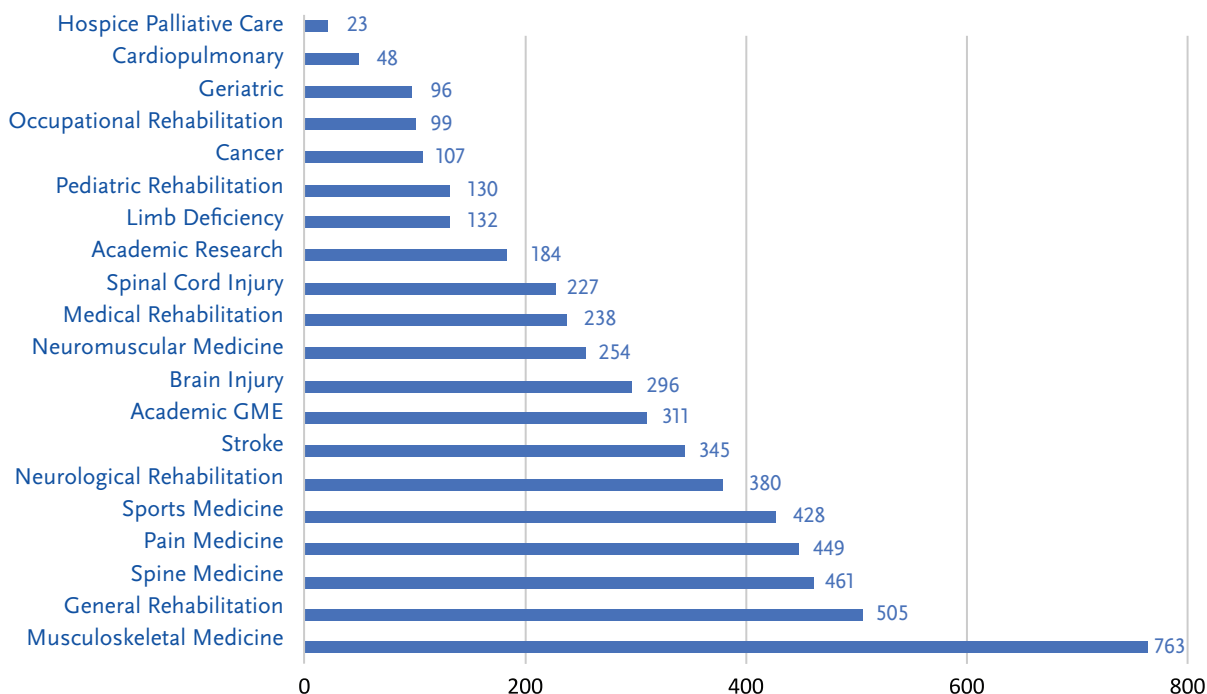


AREA OF PRACTICE

Academy members can select multiple areas of practice that best represent their day-to-day activities as physiatrists. 67% of member registrants (excluding medical students and residents) have at least one Area of Practice indicated in their member profile. Note: users can select more than 1 area of practice.

67%

HAVE AT LEAST ONE
AREA OF PRACTICE



“I have been here numerous times and this was the best conference I have ever been to. The staff was courteous and responsive and it was very well organized. The lunches, rather than frequent snacks, and the Sunday brunch was a very positive change.”

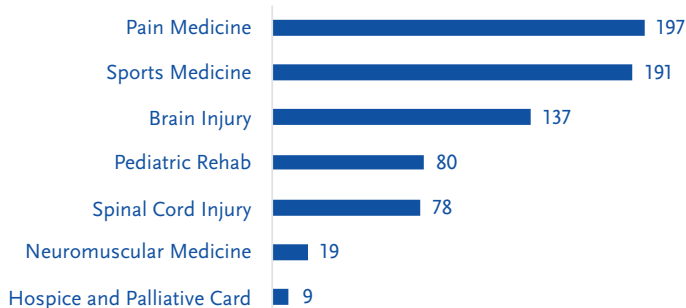
SUBSPECIALTY

The chart at the right represents the various subspecialty certifications held by Annual Assembly attendees.

About 41% of the Board Certified attendees hold a subspecialty certification.

23%

HAVE A
SUBSPECIALTY
CERTIFICATE



NEW OFFERINGS IN 2019:

AAPM&R CONTINUED TO INNOVATE THE ANNUAL ASSEMBLY EXPERIENCE IN 2019 FOR ITS ATTENDEES WITH A VARIETY OF NEW OFFERINGS, INCLUDING:



Community Day featuring sessions focused on the latest clinical and practice evidence, trends, and peer learnings designed by AAPM&R's Member Community representatives. These communities are organically-established and focus on identity, clinical and practice areas representing the specialty.



More advanced content to help physiatrists at all levels continue to grow and advance the specialty.



Research Hub with 500+ posters presented digitally on 8 kiosks featuring original PM&R research.



Brunch and Closing General Session featuring PhyzTalks (physiatry-focused presentations from PM&R peers).



Learning Collaboratives to explore practice pathways in areas including Musculoskeletal Care, Cancer Rehabilitation Medicine, Pediatric Rehabilitation Medicine, and Rehabilitation Care Continuum.

"Diverse and excellent course offerings. Pertinent opportunities for every type of practice!"

Member Community Participation

547

IN MEMBER
COMMUNITY
PARTICIPATION

547 attendees participated in a Community session on variety of topics, including: African American Physiatrists, Cancer Rehabilitation Medicine, Central Nervous System, Exercise as Medicine, Medical Educators, Overhead Athlete, Pain Medicine, Pediatric Rehabilitation, Performing Arts Medicine, Philippine American Physiatrists, Running Medicine, Sports Medicine Fellowship, and Women Physiatrists.

On-Site PM&R BOLD Learning Collaborative Participation

200

IN BOLD
LEARNING
PARTICIPATION

To help AAPM&R support physiatry's path forward, 4 Learning Collaboratives were held during the Annual Assembly to allow physiatrists to share their insights about how to advance the Academy's BOLD new vision for the specialty across 4 key practice areas. They included: Musculoskeletal Care, Cancer Rehabilitation Medicine, Pediatric Rehabilitation Medicine, and Rehabilitation Care Continuum. More than 200 attendees participated in a BOLD Learning Collaborative.

A RECAP: PM&R PAVILION ACTIVITIES

The PM&R Pavilion is the central hub where attendees come to network, find innovative solutions to their practice needs and challenges, and get ahead on the latest education. **96% of attendees visited the PM&R Pavilion during the event and enjoyed these experiences.**

Exhibits

175+
PRODUCT & SERVICE
PROVIDERS

175+ product and service providers, pharmaceutical and device companies, rehabilitation providers and more were featured on our 2019 show floor.

Research Hub

537
POSTERS
DIGITALLY
PRESENTED

52%
OF ATTENDEES
VISITED THE
RESEARCH HUB

AAPM&R's Research Hub features the highest quality, evidence-based research from PM&R professionals across all practice areas and settings. 537 posters presented digitally on 8 kiosks featuring original PM&R research. 52% of attendees visited the Research Hub.

Learning Center

63%
OF ATTENDEES
VISITED THE
LEARNING CENTER

The Learning Center provides highly-interactive, hands-on education for attendees, with leading experts in physiatry offering demonstrations on new technologies across a variety of clinical areas. There were seven hands-on demonstrations and 10 presentations. 63% of attendees visited the Learning Center.

Lunch and Learns/Educational Forums

650
OF ATTENDEES
PARTICIPATED IN
LUNCH AND LEARN

Lunch and Learns are 60-minute presentations held throughout the event (5 total) to educate attendees on topics such as patient education, specific products and therapeutic areas. 650 attendees participated in a Lunch and Learn.

Educational Forums are 20-minute sponsor-facilitated presentations for 40 attendees that also take place in the Learning Center (1 in 2019, with 60 participants).

Complimentary Lunch

83%
OF ATTENDEES ENJOYED
COMPLIMENTARY LUNCH

Grab n' go lunch is included with registration for all Annual Assembly attendees on Thursday, Friday and Saturday in PM&R Pavilion, or in a Lunch and Learn session on those same days. 83% of attendees enjoyed a complimentary lunch onsite.

Coffee Breaks

6 REFRESHMENT
BREAKS

Six Refreshment breaks with light snacks and coffee/juice/water are provided to attendees throughout the Annual Assembly.

Welcome Reception

60%
OF ATTENDEES
ATTENDED THE
WELCOME RECEPTION

Held on Thursday evening, the Welcome Reception provides a valuable opportunity for attendees to mingle with their peers as well as meet exhibitors and see their products/services in action. Drinks and hors d'oeuvres are served during the reception. 60% registrants attended the Welcome Reception.

SAVE-THE-DATE FOR 2020

It's time to be PM&R BOLD! The 2020 Annual Assembly will take place in San Diego, California on November 12-15. Team Physiatri is next year's theme and the Academy has a game plan for success—connect, learn and grow. Learn more at www.aapmr.org/2020. Be sure to mark your calendar for this must-attend physiatric event.

TEAM PHYSIATRY 2020

NOVEMBER 12-15 • SAN DIEGO



aapmr
ANNUAL ASSEMBLY 2020

visualized by inkfactorystudio.com