



Overview of the AAPM&R Membership 2019



aaPM&R

American Academy of
Physical Medicine and Rehabilitation

About AAPM&R

The American Academy of Physical Medicine and Rehabilitation (AAPM&R) is the national medical specialty organization representing more than 9,000 physicians who are specialists in physical medicine and rehabilitation (PM&R).

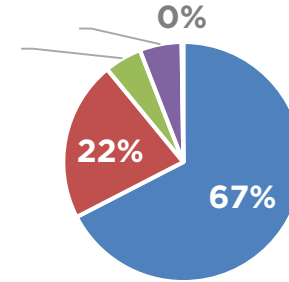
The following data is gathered by AAPM&R through the Member Profile and surveys distributed to the physiatrist market.

All Members by Career Stage

Stage in Career	Total Members by Career Stage	% of Total
PRACTICING	7,134	67%
IN-TRAINING	2,289	22%
EARLY-CAREER	535	5%
RETIRED	599	6%
OTHER	24	0%
Grand Total	10,581	100%

Stage in career is determined by the physiatrist's AAPM&R Membership Category.

Total Members by Career Stage



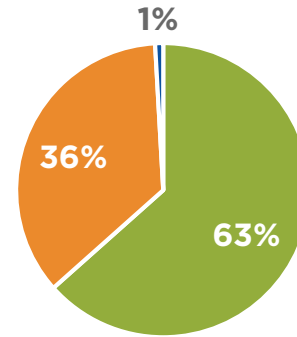
- PRACTICING
- IN-TRAINING
- EARLY-CAREER
- RETIRED
- OTHER

All Members by Gender

All Members by Gender	Total	% of Total
Male	6,711	63%
Female	3,776	36%
Unspecified	94	1%
Grand Total	10,581	100%

Data is self-reported by members through their AAPM&R Member Profile.

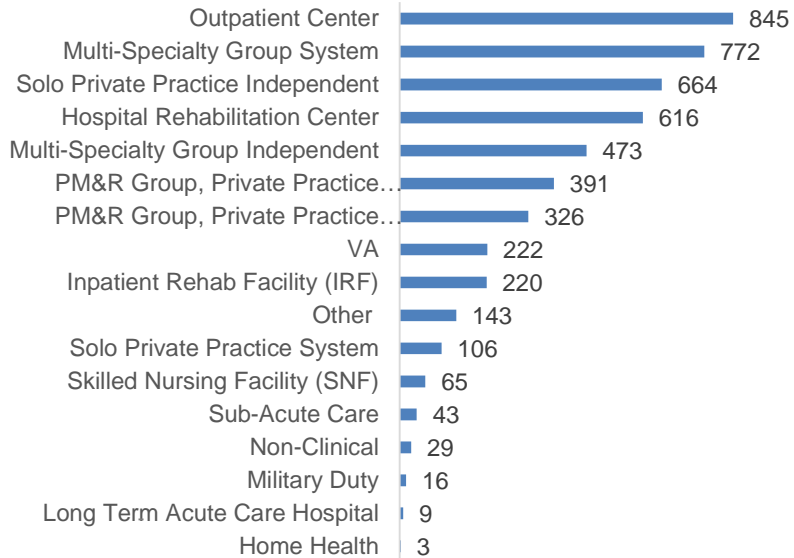
Members by Gender



■ Male ■ Female ■ Unspecified

Primary Practice Setting

Primary Practice Setting



59.6% of members (excluding medical students and residents) have self-reported their primary practice setting.

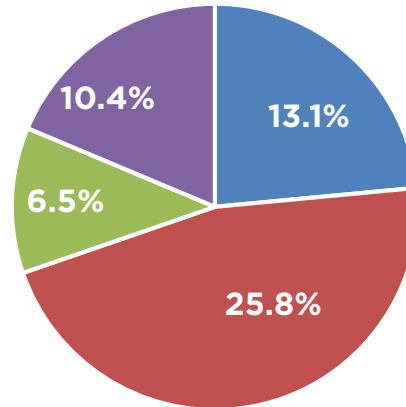
Data is self-reported by members through their AAPM&R Member Profile.

Number of Physicians within their Practice

1 - Just them	13.1%
Between 2-10	25.8%
Between 11-20	6.5%
21 or more	10.4%
Not reported	44.1%
Grand Total	100.0%

Data is self-reported by members through their AAPM&R Member Profile.

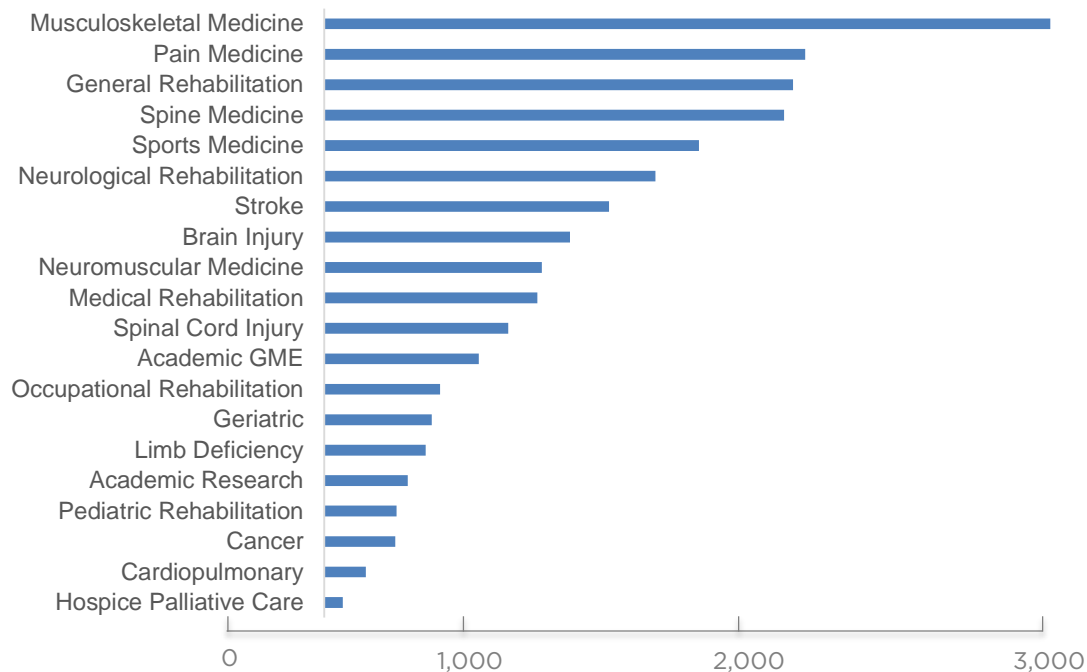
Number of Physicians within their Practice



- 1 - Just them
- Between 2-10
- Between 11-20
- 21 or more

55.9% of members (excluding medical students and residents) have self-reported the number of physicians in their practice.

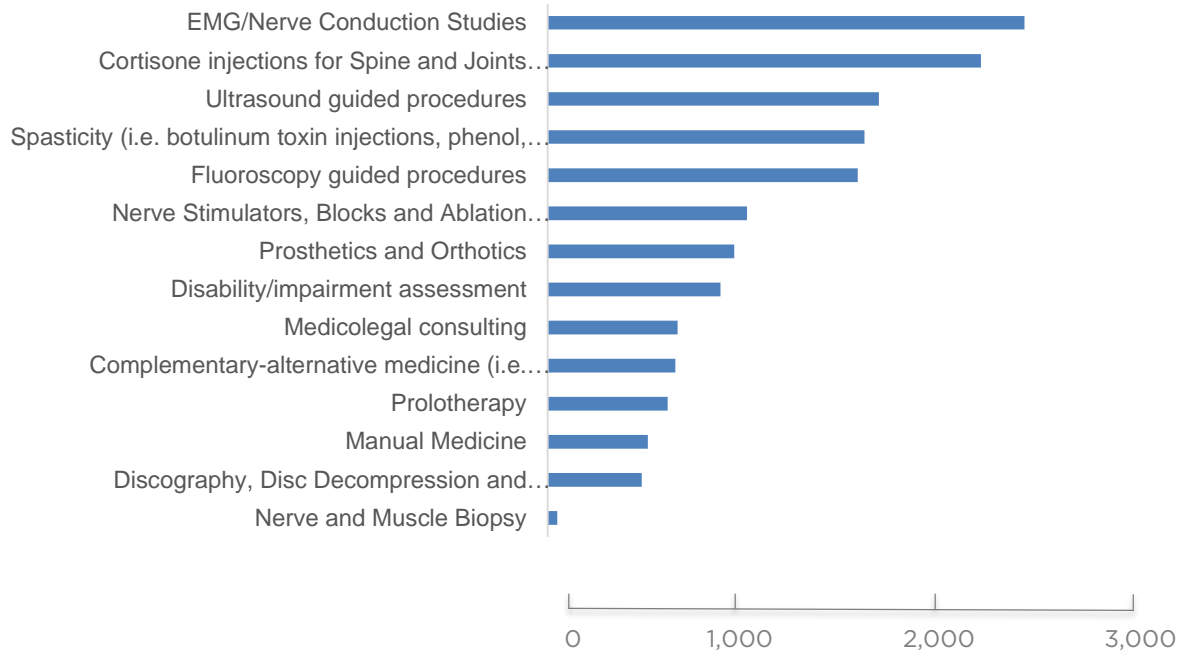
Clinical Areas of Expertise



62.7% of members
(excluding medical
students and residents)
selected up to 5 clinical
areas.

Data is self-reported by members through their AAPM&R Member Profile.

Breakdown of Procedures and Services



53.1% of members (excluding medical students and residents) provided one or more procedures/services.

Data is self-reported by members through their AAPM&R Member Profile.