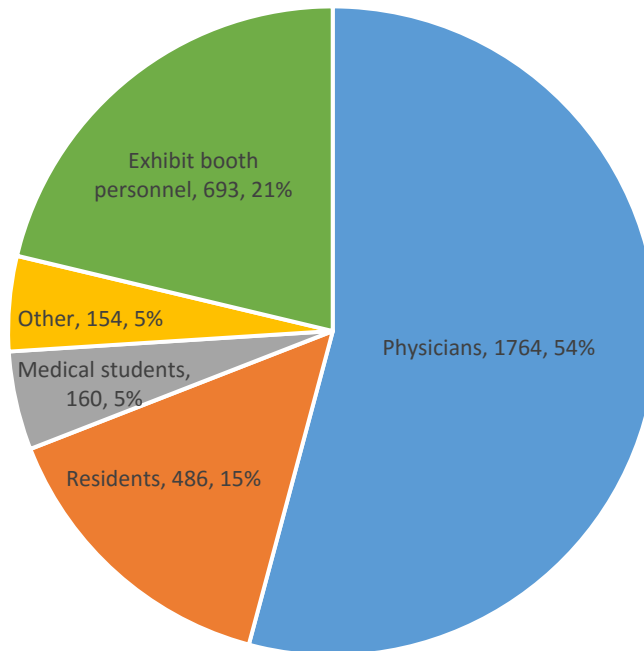


AAPM&R 2016 Annual Assembly Overview

The 2016 Annual Assembly took place October 20-23 in New Orleans, LA. The below overview provides insights into who attended the meeting by looking at demographic information and AAPM&R member-specific data. This overview is for informational purposes only.

2016 Annual Assembly Attendance 3257 Attendees (including exhibit booth personnel)



Physicians	1764
<i>Physiatrist Member Registration</i>	1573
<i>Single Day Physiatrist Member Registration</i>	32
<i>Non Member Registration: physicians</i>	137
<i>Nonmember single day registrants: physicians</i>	4
<i>Comp Registrations and Faculty: physicians</i>	18
Resident	486
Medical student	160
Other	154
<i>Other (Physician Extender/Healthcare Professional/Advanced Care Provider/Non-Physician Practice/Hospital Administrator/Office Staff)</i>	23
<i>Non Member Registration: non-physicians</i>	92
<i>Nonmember single day registrants: non-physicians</i>	6
<i>Comp Registrations and Faculty: non-physicians</i>	33
Exhibit booth personnel	693

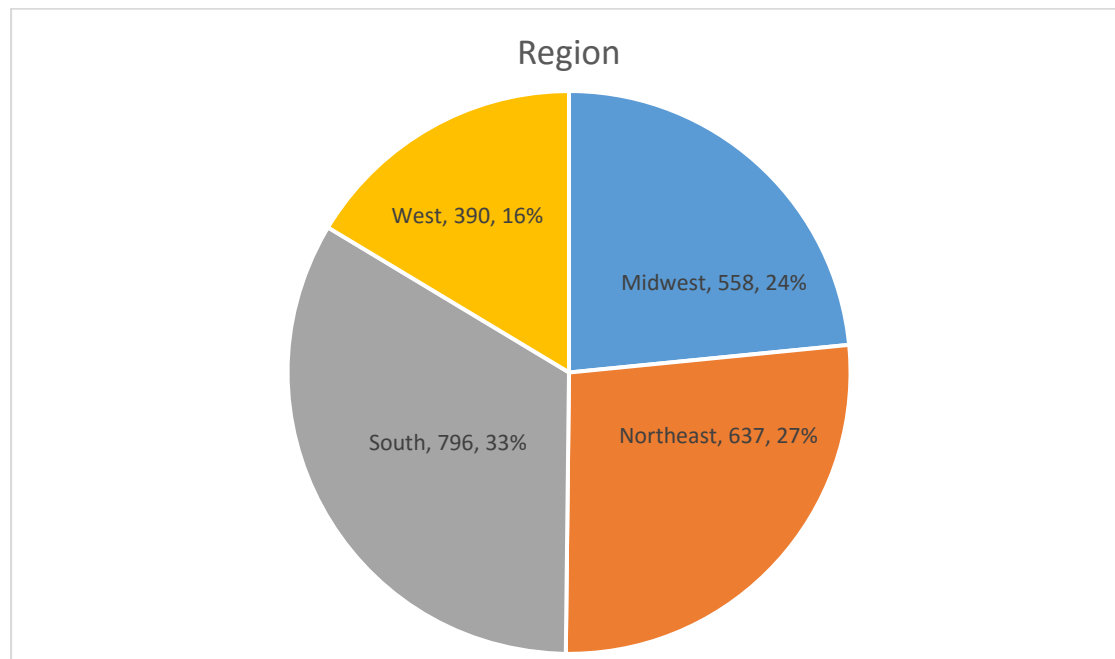
Note: Numbers contained within are not considered final. The data was pulled 11/9/2016, prior to final reconciliation of refunds, etc. so final numbers may vary slightly. Data excludes AAPM&R staff, child, spouse/guest, and press registrants.

Registrant Demographic Information

Note: Demographic information is available only for members and select nonmembers that have provided this information (for example, those that were previously members).

USA Region

The below chart is a geographic representation of Annual Assembly attendees from the United States by Region.



aapm&r

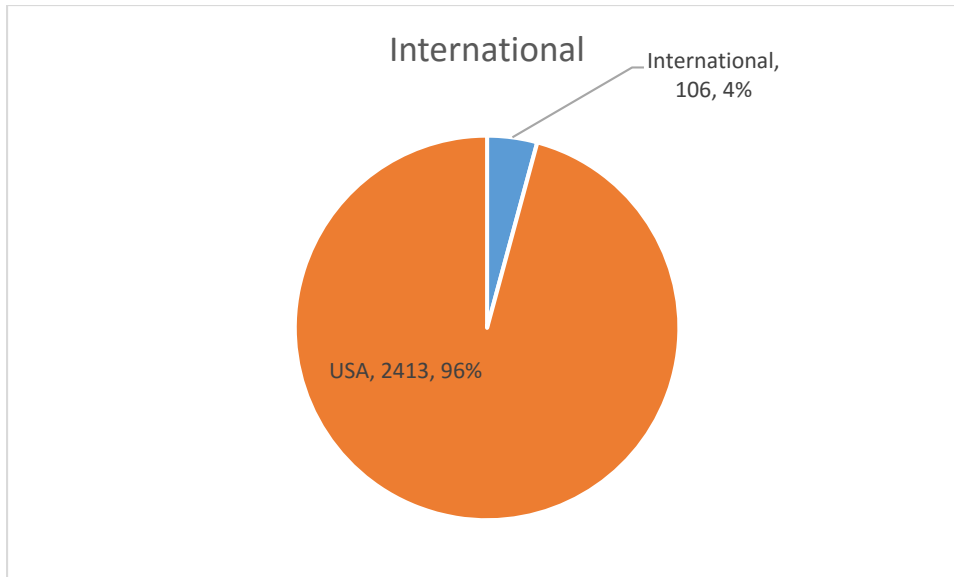
PM&R Panels
Specialty intel
directly from loyal
AAPM&R members.

Introductory, Low-risk
Pricing—Learn More.

Are you interested in seeking input from AAPM&R members? AAPM&R can initiate a double-blinded survey on your behalf to a targeted group of physiatrists based on your desired criteria through our PM&R Panels program. Get timely answers to your questions from practicing physiatrists. Learn more about this valuable opportunity by visiting www.aapmr.org or calling (847) 737-6048. [Click here](#) for more information.

International Attendance

The below chart is a geographic representation of Annual Assembly attendees by country.

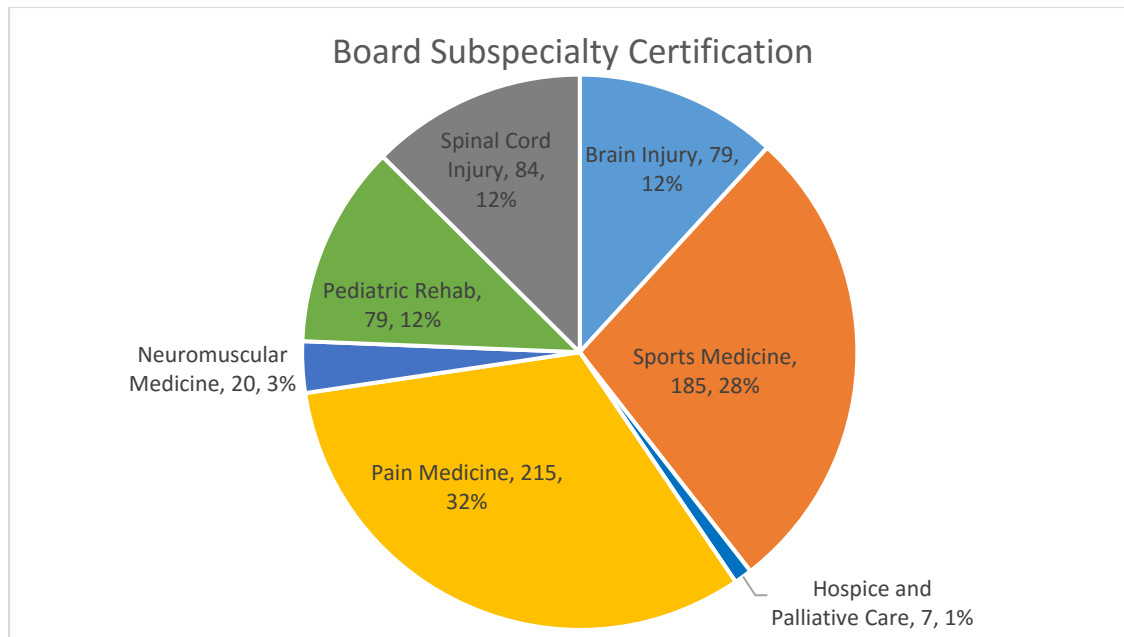


Country	Number of Attendees
Australia	7
Austria	2
Bangladesh	1
Barbados	2
Brazil	2
Canada	41
Dominican Republic	1
Egypt	1
Finland	1
France	8
Germany	1
Ireland	1
Italy	1
Jamaica	1
Japan	4
Korea, Republic Of	5
Kuwait	1
Mexico	4
New Zealand	2

Peru	1
Philippines	4
Puerto Rico	1
South Korea	5
Taiwan	5
Taiwan, Province of China	1
Turkey	1
United Kingdom	2
USA	2413

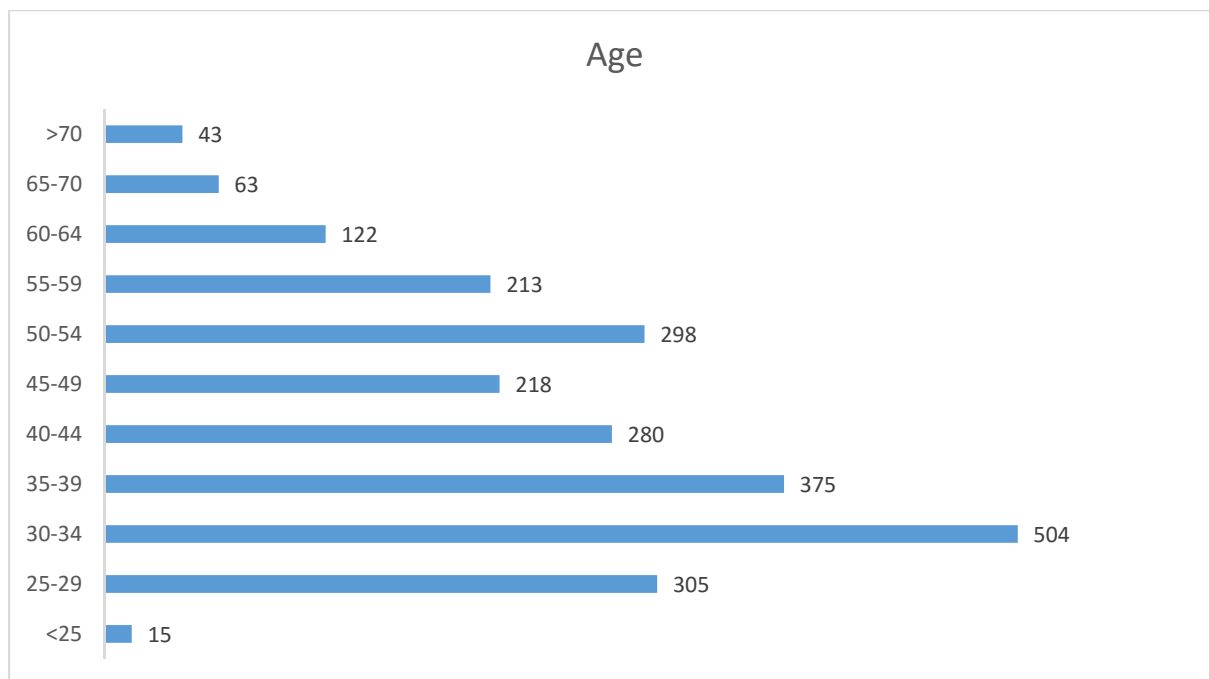
Board Certification and Subspecialization

61% of registrants are board certified by the American Board of Physical Medicine and Rehabilitation (ABPMR). Of the Board-certified registrants, 26% hold a subspecialty certification.



Age

95% of registrants have age information available.

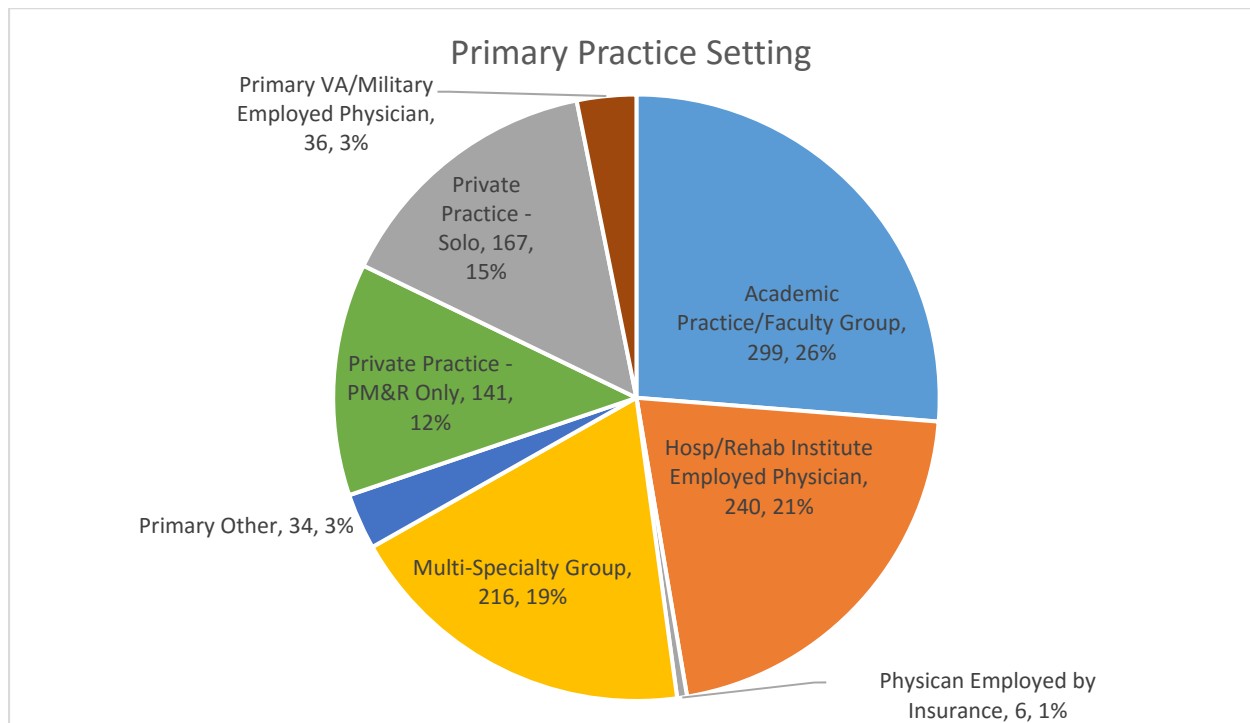


Member-Specific Demographics

Academy members make up 86% of 2016 Annual Assembly attendees. AAPM&R members are asked to voluntarily provide the following demographic information to the Academy. The information below only pertains to Academy members who attended the 2016 Annual Assembly.

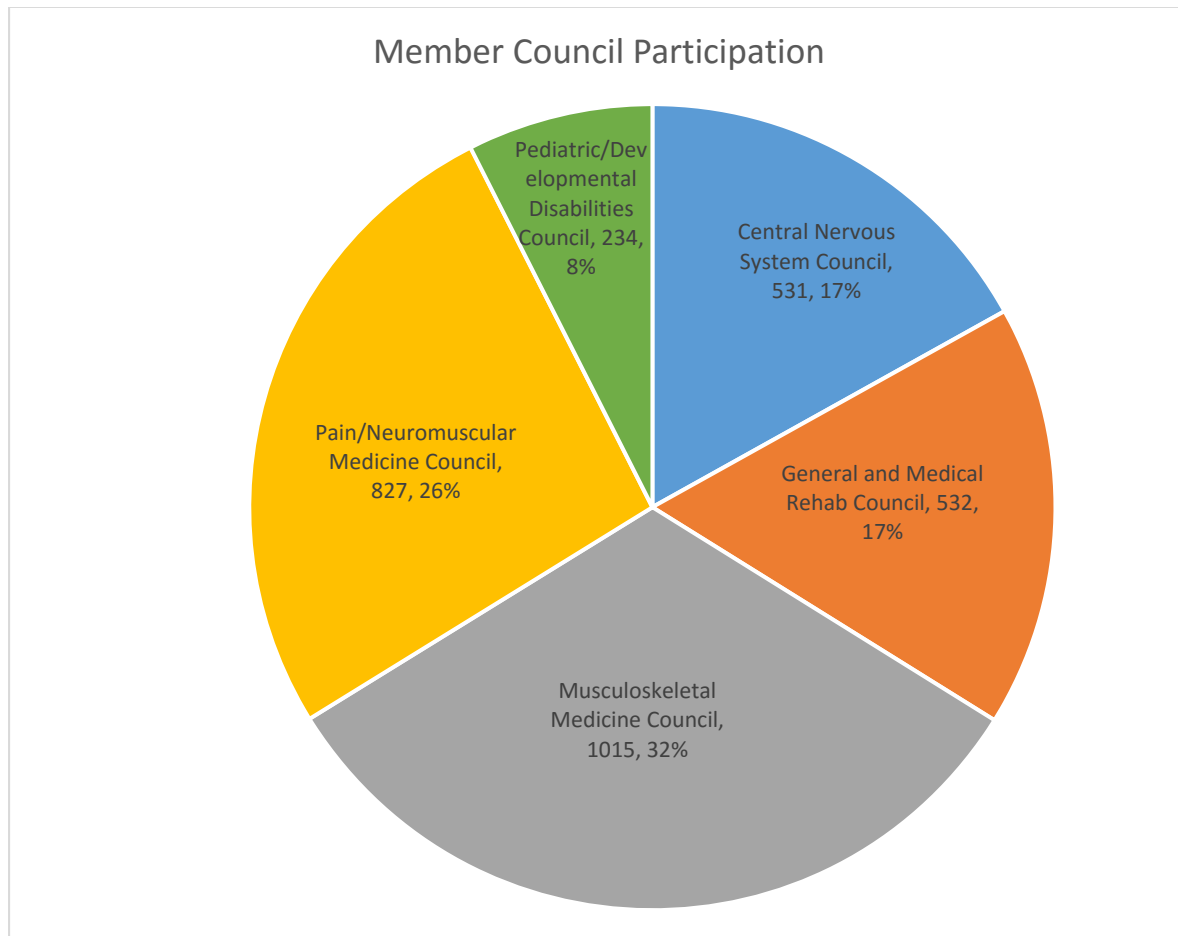
Practice Setting

72% of member registrants (excluding medical students and residents) provided their practice setting.



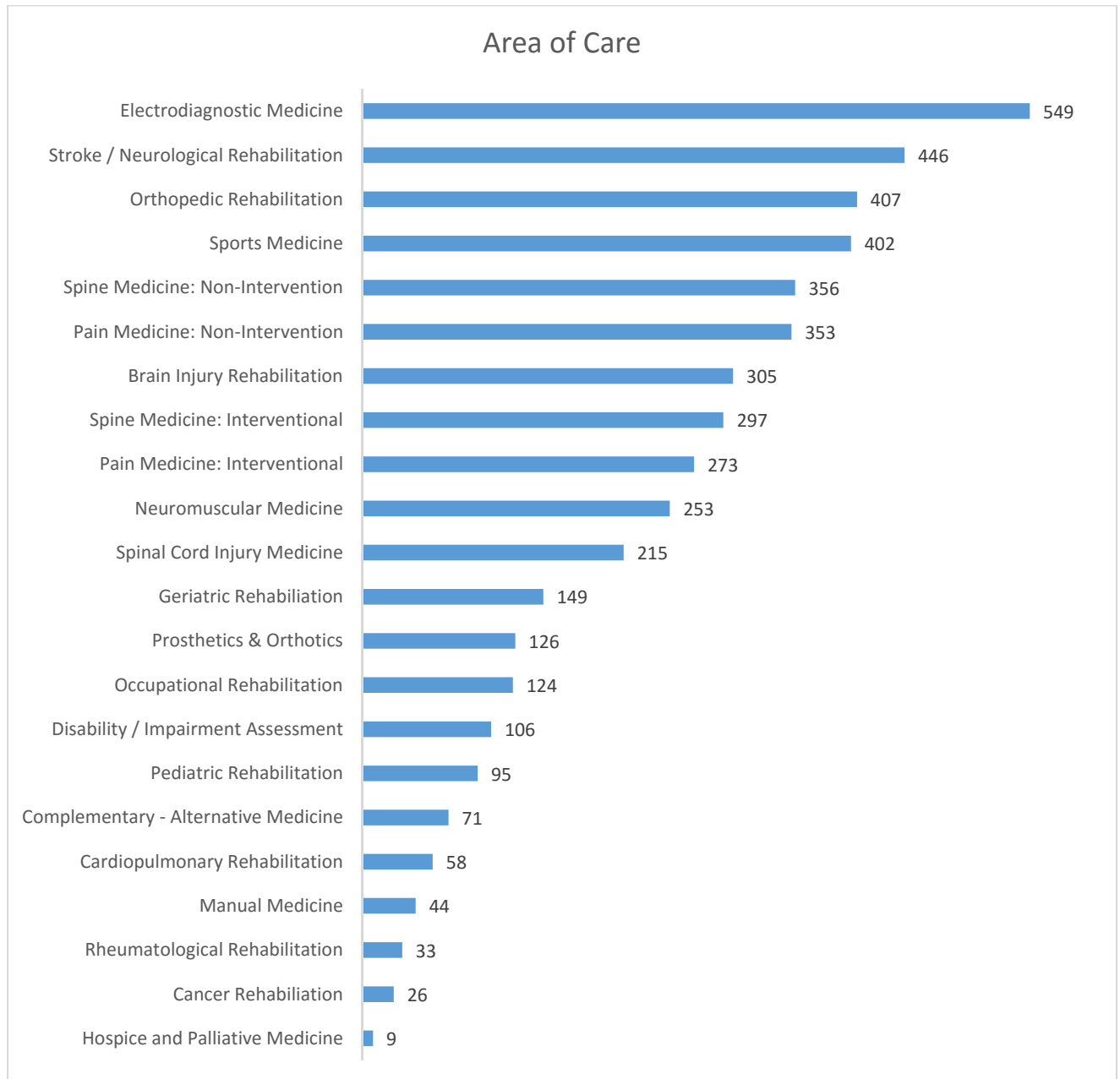
Member Councils

The PM&R specialty is broad. AAPM&R Member Councils offer Academy members an avenue to discuss topics that matter to them. There are 5 Member Councils, each focused on a specific clinical area of PM&R. The below information is provided to showcase the clinical areas in which member registrants are focused. 65% of member registrants have enrolled in at least 1 Member Council.



Area of Care

Academy members, particularly ABPMR-certified physiatrists, can select up to 5 out of 22 Areas of Care that represent their day-to-day activities as a physiatrist. 72% of member registrants (excluding medical students and residents) have Area of Care information in their member profile.



This information is provided for informational purposes only. Please let us know what other demographic information about AAPM&R members would be helpful to your organization by contacting corporate support@aapmr.org or (847) 737-6048.